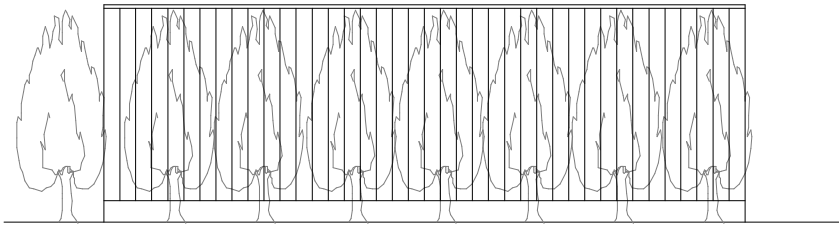
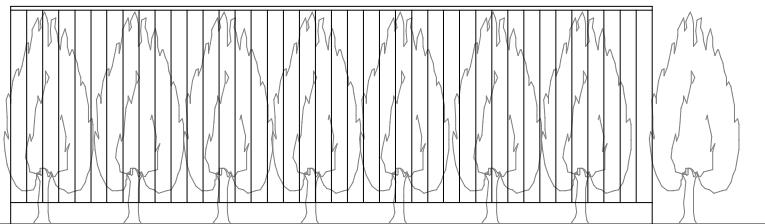


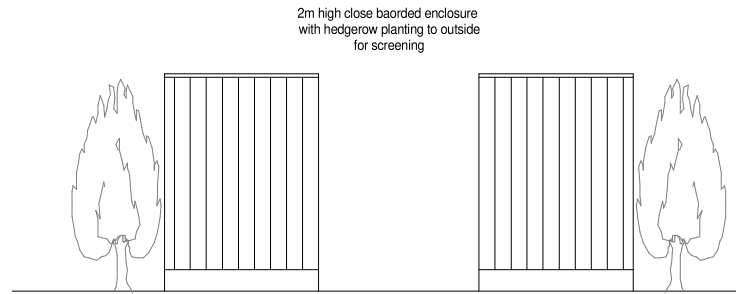
FLOOR PLAN
SCALE 1:50@A3



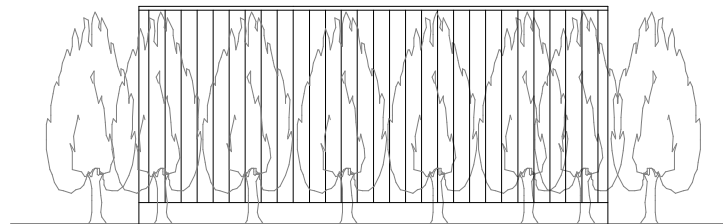
WEST ELEVATION
SCALE 1:50@A3



EAST ELEVATION
SCALE 1:50@A3



SOUTH ELEVATION
SCALE 1:50@A3



NORTH ELEVATION
SCALE 1:50@A3

Sean McLean Design

22 Portrack Grange Road, Stockton-on-Tees, TS18 2PH
Tel : 07711127641 E-mail smdesign@tiscali.co.uk

PROPOSED DEVELOPMENT AT
HOLMEWOOD, AISLABY ROAD
AISLABY, EAGLESCLIFFE

PROPOSED BIN STORE
PLAN & ELEVATIONS

Drg. No. 1927 / 06 'O' Date MAY 2020